

YWCA Minneapolis

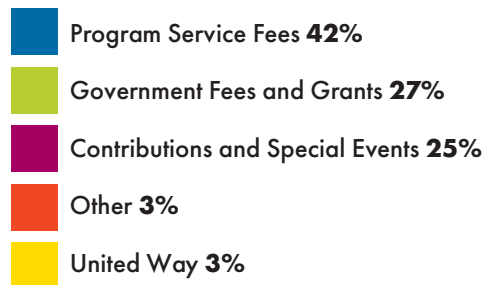
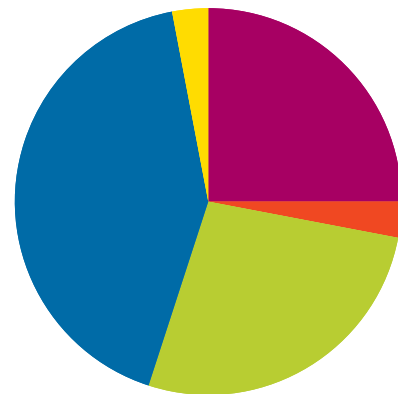
Summary of Financial Activity — June 30, 2023 and 2022

REVENUE*	2023	2022
Contributions and Special Events	\$ 4,081,217	\$ 2,999,196
United Way	476,600	529,500
Employee Retention Credit	-	1,309,475
Government Fees and Grants	4,304,424	4,235,523
Program Service Fees	6,825,750	6,257,795
Other	493,164	493,679
Total Revenue	\$ 16,181,155	\$ 15,825,168
Investment Returns/(Losses)	\$ 1,450,180	\$ (2,546,088)
EXPENSES	2023	2022
Health and Wellness	\$ 6,477,974	\$ 6,315,965
Early Childhood Education	7,318,156	7,158,783
Girls and Youth	1,492,884	1,199,560
Racial Justice and Public Policy	600,638	605,934
Management and General	3,708,939	2,900,566
Fundraising	1,405,511	1,100,964
Total Expenses	\$ 21,004,102	\$ 19,281,772
CHANGE IN NET ASSETS	\$ (3,372,767)	\$ (6,002,692)

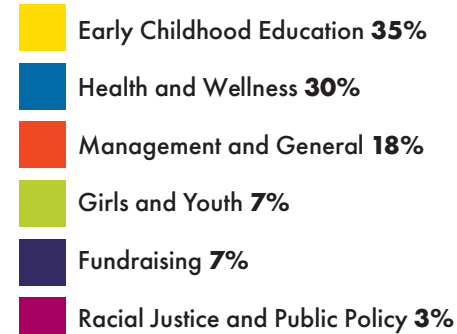
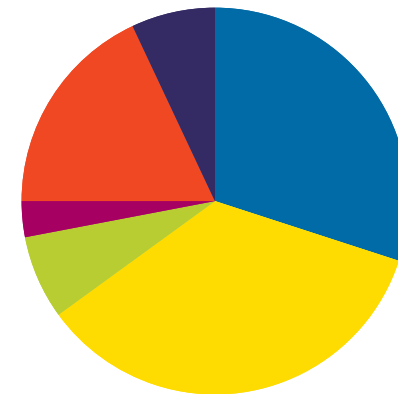
The deficit reflected in the FY2023 financials in part led to our decision to close and sell our Downtown and Uptown facilities. The consolidation positions us to invest in Midtown, our newest and largest facility — where all our community-focused work comes together.

*Excludes investment activity

FISCAL 2023 REVENUE



FISCAL 2023 EXPENSES



YWCA Minneapolis

Summary of Financial Position — June 30, 2023 and 2022

ASSETS	2023	2022
Cash	\$ 1,003,327	\$ 601,177
Other Receivables, Net	1,656,576	2,338,218
Contributions Receivable, Net	700,180	603,813
Prepaid Expenses and Other Assets	336,217	298,234
Investments	14,065,704	15,725,994
Property and Equipment, Net	22,957,977	24,844,808
Operating Lease Right-of-Use Asset, Net	1,636,291	-
Total Assets	\$ 42,356,272	\$ 44,412,244
LIABILITIES AND NET ASSETS		
LIABILITIES		
Accounts Payable	\$ 583,924	\$ 504,049
Accrued Payroll and Related Liabilities	1,130,186	834,653
Deferred Support and Revenue	200,732	195,230
Operating Lease Liability	1,652,552	-
Line of Credit	1,500,000	1,000,000
Long-Term Debt	-	1,216,667
Total Liabilities	\$ 5,067,394	\$ 3,750,599
NET ASSETS		
Without Donor Restrictions	\$ 25,933,984	\$ 29,826,458
With Donor Restrictions	11,354,894	10,835,187
Total Net Assets	\$ 37,288,878	\$ 40,661,645
Total Liabilities and Net Assets	\$ 42,356,272	\$ 44,412,244

Audited financial statements are available from Organizational Advancement at 612-215-4158 or ywcamps.org